




Aylett Nurseries
The Complete Garden Centre

Protecting Your Garden in the Winter

Information Leaflet No. 31



North Orbital Road (A414)
St. Albans
Hertfordshire
AL2 1DH
Tel: 01727 822255
Fax: 01727 823024
E-mail: info@aylettnurseries.co.uk
Web: www.aylettnurseries.co.uk

This leaflet will help with advice on how best to protect you garden from those cold and frosty winter months.

WINTER PROTECTION

As our climate changes it brings new challenges to the gardener. Milder winters are not necessarily good for gardeners as it prevents the dormancy period in many trees and shrubs, making them more susceptible to damage from that sudden cold snap. However it's not all bad as it allows the growing of plants that may have been unavailable to us before. Here on our nursery we leave some of our Dahlias to overwinter in the ground and we know many of our customers are doing the same. This is a prime example of how valuable mulches can be; we have used a hefty mulch of straw which we will not remove until the spring.

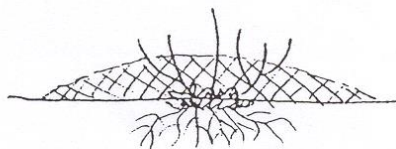
Snow can cause damage if its left to sit on hedges or on the crowns of trees and shrubs. Shake off excess snow not allowing it to build up -this will prevent any branches from snapping. Prune hedges to taper at the top to prevent damage.

Mulches:

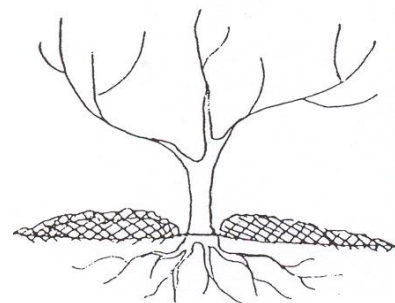
Mulches protect the roots of plants in winter. It is best spread in the autumn before the soil is too cold; never apply after frosts as this will trap the cold in the soil. Mulches need to be 5cm thick minimum, ideally 7.5cm. Do not allow the material to have direct contact with the stems of the trees or specimen shrubs as they can cause the stem to soften making them vulnerable to diseases. Herbaceous plants can be completely covered which has the

additional advantage of supressing

weeds. There is no need to remove mulches to apply fertilizers, these should be applied in late winter and are washed down to the plant



roots by the rain.



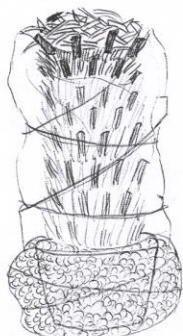
Envirofleece:

Envirofleece is an excellent product for protecting tender plants and even hardier ones in exposed areas. It can be purchased by the metre for constructing a framework using canes or similar support item to cover larger plants of irregular size. Plant cosies are an excellent choice to pop over baskets and specimen plants during very hard frosts; these can be removed when the danger is over.



Some plants require special consideration: -

TREE FERNS:



Tree Ferns should be fleeced lagged around their trunks and benefit from a mulch of dry straw in the crown to protect the growing tip. If they are in a container the pot needs the added protection of bubble plastic or hessian

CORDYLINES:

Cordylines especially young plants, benefit from having their foliage tied loosely with raffia to prevent water from sitting in their crowns.



Banana

The top growth should be removed in the autumn making sure that there is no leaf debris trapped around the stumps.

Standard grown plants (except Roses)

Plants that are grown on a standard stem may need protection even though top subject is a hardy one i.e. Fuchsias This can be achieved by wrapping the stem in fleece.

PLANTS IN CONTAINERS:

Plants in containers need special attention to overwinter successfully. They should be grouped together in a dry sheltered area and always be raised off the ground using pot feet to prevent water logging. The roots of plants in containers are more susceptible to damage so the container should be wrapped in bubble plastic or hessian to protect them from freezing. If a cold greenhouse is available it is ideal for giving your containers protection where the whole greenhouse can be insulated using bubble plastic, this is available by the metre.

Be sure to drain down microdrip systems to prevent winter damage. Outside taps need to be insulated and we have a special kit available that are easy to fix.

**This leaflet is available in
alternative formats.**

Please ask a member of staff or
Tel: 01727 822255
Email: info@aylettnurseries.co.uk

Last Reviewed March 2016