

How do I use nematodes?



1. Water the lawn or soil to ensure it is ready for the nematodes.
2. Fill the Neudorff NemaSprayer or watering can with water and nematode sachet(s). The empty globes are compostable and can be put straight in the compost heap to naturally degrade.
3. Apply the nematodes mixture on to the lawn or soil.
4. Keep area moist for the next 3 days (or a week in dry weather).

How long will nematodes take to work?

They can start working immediately but it may take some time for full results to be seen. Nematodes thrive in moist soil at temperatures between 10 and 30 °C, so the longer conditions remain in this range - the more effective they will be.

FAQs

Are nematodes safe for children and pets?

Yes, nematodes are child and pet friendly.



Do I need to refrigerate Neudorff nematodes?

No, Neudorff nematodes do not need to be refrigerated due to being placed in a state called 'cryptobiosis' which prevents them from moving or using oxygen. They can remain alive in this state for up to 6 months.



How many times do I need to apply the product?

Depending on the level on infestation, once can be sufficient but twice within a season may be necessary. Detailed instructions can be found within each product.

What are the optimum weather conditions for the application for nematodes?

Between 10 – 30 °C but not during bright sunshine. Ideally apply in the evening or on cloudy/overcast or rainy days.

Is it normal for residue to be left in the sprayer and what should I do with it?

Yes it is, this residue should be removed after application is complete and disposed of as household waste.

For more information on the product please contact:

Neudorff UK · Vienna House · Birmingham
International Park · Solihull · B37 7GN
Tel. 0121 7671821 · www.neudorff.co.uk



Neudorff Nematodes

Biological Plant Protection


NEW
Innovative Technology



1028-1600000332

What are beneficial nematodes?

Nematodes are very small roundworms that can be found in almost every ecosystem on earth. Some species of these tiny creatures are predatory and can be utilised in horticulture for the control of many soil borne pests.



How do nematodes work?

Nematodes kill larval pests, thereby stopping the damage they cause to plants and lawns. They first enter the pest larvae and inject it with bacteria, causing death. Nematodes will then eat the dead body, multiply, and immediately start searching for a new host. Once their source of food is exhausted the nematodes will themselves die, leaving behind no evidence of them ever being there.

They also work against:

VineWeevilFree and ChaferGrubFree:
Fungus gnats, Cucumber beetle, Bagworm, Gall midge, Repels ant larvae.

LeatherjacketFree:
Wireworm, Caterpillars, Strawberry root weevil, Codling moth, Leaf miners.

Do I need to use nematodes, and if so - when?

Nematodes will only work in areas where pests are already present, they are not effective as a preventative measure.

Vine Weevils

Damaged rhododendron



Healthy rhododendron



VINE WEEVIL LIFE CYCLE



Chafer Grubs


Damaged lawn



Healthy lawn



CHAFER GRUB LIFE CYCLE




Leatherjackets

Damaged lawn



Healthy lawn



LEATHERJACKET LIFE CYCLE

